



think outside

Education

 **greenline**

## Under the cover

**Think outside** 4

**How we work** 6

**Turning sketches into  
shady stretches** 8

**Education** 11

- Five ideas for your outdoor space 12
- Spatial competency 14
- Case studies 16 - 39

**Resources** 41

- What structure type is right for you? 42

**Meet our team** 44

**Supporting a brighter future** 46

# Welcome


Welcome to Think Outside. This publication embraces the idea that learning is stimulated by environment. The learning experience is enhanced by moving away from traditional surroundings and into a wider landscape: outside.

As we all know, outside in one sense represents freedom and movement as opposed to the restriction and control that four walls defines.

So, Think Outside provides a reference to highlight the possibilities and the structure that really gives the 'best of both worlds'.

Like all pioneering ideas, this expansion of the learning environment has challenges, and careful thinking is required to ensure an optimal learning experience. Think Outside has captured these thoughts and design considerations to help guide the reader through the process.





A core part of our instinct as humans is to protect our young and nurture our families and communities. Think Outside introduces the canopy as an essential component in the learning environment. This structure provides a barrier to elements that harm or stifle growth, while also forming the home for collaboration and collective activities that build social connection.

While it seems all aspects of our lives have been changed by technology, some core elements of learning don't change. Stimulation of the five senses in the learning environment provides the catalyst for long term retention and what better way is there than to... Think Outside.

Enjoy the journey through this book!

**Richard**



# Think outside

In a forest, the canopy maintains optimum environmental conditions for encouraging new growth. In schools and communities, new growth is also on the agenda. With Greenline canopies, we begin to see the benefits of transforming traditional outdoor spaces and the push to physically step - and think - outside.





# How we work

## the **greenline** way

*Consult > Design > Construct*

'The Greenline Way' is our three-stage project delivery process which helps education, government and recreation bodies create outdoor spaces where people can grow and develop. Our approach is seamless and collaborative, from initial consultation through to final delivery, and results in a more accurate translation of your goals, better and more functional design, faster delivery timeframes and a saving of time and money.

## Design

Then our DESIGN team create your final structure based on all our consultation with you. Our Design strategy is pretty simple – using our creative ingenuity and world class experience, we translate your ideas and concepts into a visual design for your final approval. In fact, every Greenline project is a custom design, designed with you, for you. We are meticulous, creative and solutions driven.

## Consult

The Greenline Way starts with CONSULT, and it's detailed and thorough. Greenline meets with you to work through the factors that are important to you for your project. What do you want? When do you need it? What is your budget? We listen to your ideas and we work together to make them happen.

### **Visioning and project objectives.**

We take all ideas on board.

### **Stakeholder engagement and site investigation.**

We want to maximise the potential of the space, not push our ideas onto it.

### **Concept exploration and budget development.**

A fresh approach to every project.





## Construct

The Greenline Way reaches completion with CONSTRUCT. All our consultation and planning with you merges with the expertise of our Operations team. Your site management and successful project completion is guaranteed with the Greenline team. Greenline staff and our trusted construction partners are all united to ensure the safe and efficient installation of your structure.

### **Design detailing, permits and approvals.**

We ensure there are no loose ends - in our drawings, or with government bodies.

### **Engineering and construction programming.**

In house, we thoroughly think through the technical details that make it all work.

### **Design development and approval.**

A customised process with all details documented.

### **Site establishment and foundations.**

Professionally project managed by our in house team with 'self-sufficient' site management.

### **Fabrication and manufacture.**

ISO9001, ISO14001, AS4801 certified.

### **Construction and handover.**

Minimal time on site, less interruption.



# Turning *sketches* into shady stretches

You know the potential of your space better than anyone. When you begin to Think Outside, it's easy to imagine people mingling, kids playing and a community forming around a space that's purpose-built for them. All you have to do is describe your vision, and Greenline can make it happen.

Show us an empty space, wave your hands about or draw sketches in the sand. Our team of world-class designers and builders will translate your inspiration into spaces for growth and fun.







A teal graphic element consisting of two overlapping rounded rectangular shapes, one slightly offset from the other, creating a sense of depth and movement.

Inspiring  
outdoor spaces  
encourage  
connection.



# Education

Children love to be outside. Outdoor education assists students to see the real-life application of what they are learning by putting their new knowledge into a meaningful context. Innovative learning environments also allow children who don't thrive in a traditional classroom to be more engaged and inspired by learning opportunities.

Anyone who has heard a school's recess and lunchtime sounds can understand the palpable sense of liberty being outside provides. The energy of moving into outdoor spaces can be channelled into the activity of learning when the environment encourages connection, is personalised and is also aesthetically inspiring.

Greenline's research, conducted in partnership with educators, indicates both teachers and students greatly enjoy outdoor lessons. The shift in environment has a revitalising and refocusing effect on everyone and as a result, children engage more deeply and retain more information.

When the learning culture integrates changes of environment throughout the day, students and their teachers transition more easily from one environment to the next. Disruption is minimal, and learning is purposeful and exciting. A safe, protective canopy exists where information and knowledge are allowed in, harmful UV rays are kept out and measured doses of natural light, fresh air, laughter and learning are sustained. By allowing students to think outside, schools provide stimulation and freedom of thought four walls can never duplicate.

## ► Five ideas for your outdoor space

*Creating collaborative outdoor spaces encourages creative thinking.*





## 1 ➤ Weather Station

*Connect your outdoor spaces to technology and curriculum*

Utilise your outdoor learning or recreation spaces to link into natural sciences curriculum and monitor weather events, cloud structures and seasonal patterns. Easy installation and built-in wifi capabilities on weather station units make it easy to gather and use data! You can even get the students to build their own with a kit.

[www.raspberrypi.org/learning/weather-station-guide](http://www.raspberrypi.org/learning/weather-station-guide)

## 2 ➤ Collaborative Campfire Zone

Depending on your space, creating collaborative spaces outdoors encourages creative thinking and is very flexible for teaching staff. No expensive furniture necessary... just a few cushions for comfort and somewhere to store them - instant collaborative zone! Tip - make the space usable all year by using a PVC fabric or metal roof for protection and strip heaters for comfort! Check out the project from Loreto Mandeville Hall.

## 3 ➤ Student Mindfulness Retreat

A lot of schools are utilising their outdoor spaces for student mindfulness sessions. These sessions help with complex student relationships and principles of self care, behaviour management and personal growth. A great company we know also integrates Indigenous stories into their learning.

[www.mindfulwarrior.com.au](http://www.mindfulwarrior.com.au)

## 4 ➤ Creativity Central

Using spaces between classrooms to create creative, science exploration and hands-on areas saves indoor spaces from becoming damaged from water, paint and fun. Create a space that is purpose-built for fun, engaging learning and easy clean up.

## 5 ➤ Active Zone

Sometimes we just need to shake things up! Choose a time of day when everyone can get up and play a five minute game that refocuses, re-energises and enhances mental space for learning.

## ► Spatial competency

*Outdoor learning...  
because life's great  
lessons are often  
taught outside  
the classroom.*





School life can move at a frenetic pace. Preparation for class, marking and the administrative tasks of teachers are top of mind. At the morning break teachers quickly consume a cup of coffee, grab resources for the next lesson and rush to class. Walking in, they think about the lesson and perhaps how inadequate this timetabled space is to achieve the learning goals. But, they make do, hoping one day to be able to change something to make it better for students.

Today, we see increased innovation in the design and fit-out of learning spaces. But it is insufficient to merely provide innovative spaces without considering how they might be effectively utilised for student learning, and how teachers might be equipped to maximise the opportunities these spaces provide.

For over a century, students were taught in a rectangular box, with a single entry and exit, minimal windows, one focal point and desks in rows facing the board. Often described as the 'factory-model', teaching was delivered to students. However, today, the needs of the learner have changed. There are significant opportunities afforded by technology and the role of the teacher is emerging as designer of curriculum.

Innovative spaces are developed around the idea that inquiry approaches, such as project-based learning (PBL), provide a pedagogical foundation for the future-focused school. PBL supports authentic projects that enable students to explore big ideas, that are cross-disciplinary and solve real-world problems. PBL requires a multi-zonal space that doesn't resemble a factory.

How might teachers effectively use the opportunities within the learning space to support future-focused learning? The key to this is including considerations of the learning space into the overall curriculum planning. These questions identify stages that can assist the planning process:

- What do we believe about learning in the 21st century?
- What are the present and future learning needs of each student?
- How might teachers work collaboratively to utilise diversity of their strengths and expertise?
- What pedagogical approaches will support the diversity of learners to achieve success?
- How might the learning zones, the furniture and the arrangement support learner success and learning design?

Of course, these questions each require further unpacking. In the workshops that I facilitate, I guide teachers, school leaders and designers through a process of collaborative design that equips educators to embed the opportunities of future-focused learning.



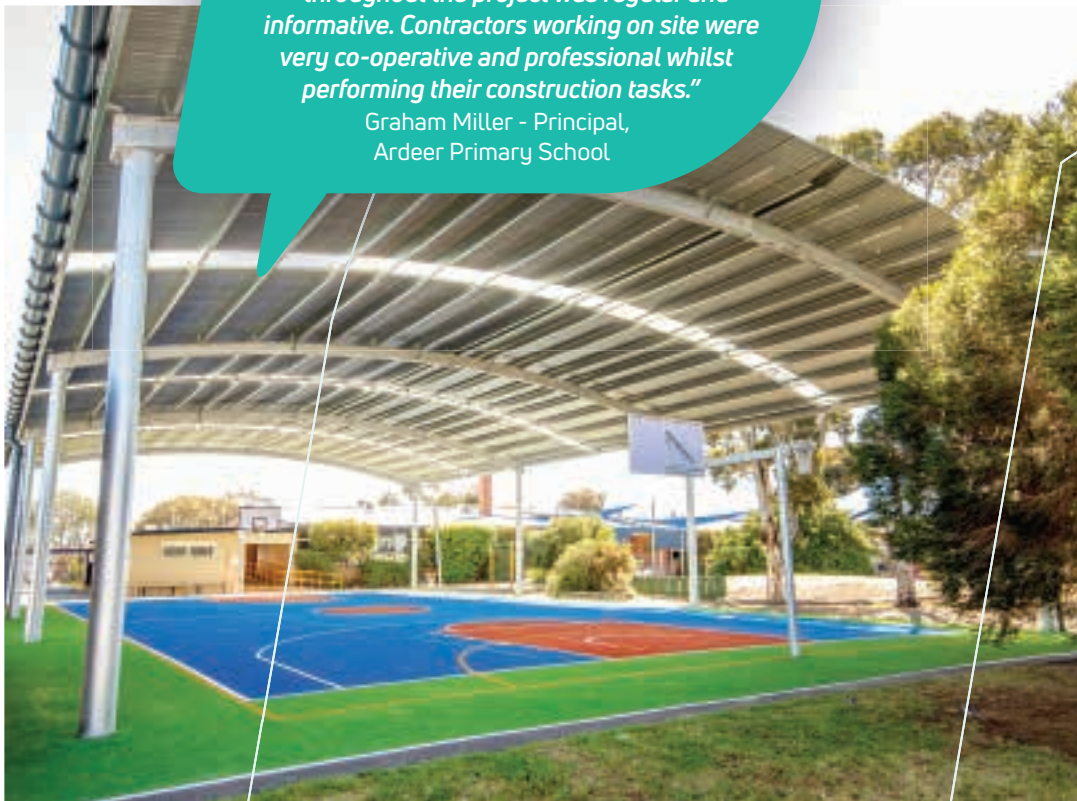
**Anne Knock**  
Educational Consultant  
Future of Learning

## Education



*"The process relating to construction was very well explained with timelines, contractor's details and security and safety measures put in place. Communication throughout the project was regular and informative. Contractors working on site were very co-operative and professional whilst performing their construction tasks."*

Graham Miller - Principal,  
Ardeer Primary School





# Case study

## Ardeer Primary School (Ardeer, VIC)

### Brief

Ardeer Primary School were in need of an upgrade to their existing asphalt sport court area. As the court was exposed it had experienced quite a bit of wear and tear from the elements and constant use by students playing outside. They were looking to make it a more versatile area and hoping to be able to use the space for multiple purposes, such as school assemblies as well as for playing sports.

With that in mind, Ardeer wanted to build a new COLA roof structure to allow for all weather play for sports and also allow them to be able to use the area for the assemblies they needed. It was important to maintain a cost-effective design while also still incorporating a clean visual result that allowed for excellent natural light.

Like any well designed and executed project, there were challenges that the team faced. Issues such as high risk of striking rock when excavating as well as requirements for stormwater connection to existing underground networks, nearby gas lines and services easements which would need to be managed according to asset owners requirements, proved to be a bit troubling, but was not enough to deter the team away from the task.

The school also wanted to re-surface the court with synthetic grass to improve the playing experience for students by making the ground softer underfoot.

### Outcome

Greenline was able to provide a turnkey 'one-stop' solution that Ardeer Primary School was very happy with. This included full design works as well as engineering and construction of the roof structure, new synthetic surface, sports equipment and underground plumbing works. The clean visual design of the structure was achieved with CHS (circular) columns, and curved UB (Universal Beam) rafters and integrated Wonderglas skylight strips.

Greenline's internal design and project management teams coordinated the gas line monitoring and easement build-over requirements with Council to keep the project moving forwards.

This turnkey process allowed the school full input into the project outcome while saving them significant time, ensuring tight integration of all different elements of the project and minimising the disruption to the area.

Ardeer Primary School were rewarded with an outdoor learning area that is aesthetically pleasing and proved to be a big hit with the students who frequently use the area come rain, hail or shine.

### Key Design Advantages

- Weatherproof cover to existing court
- Curved beam rafters for clean visual style
- Full project management by Greenline

### Area Covered

Existing sports court

### Size

34m x 18m (612m<sup>2</sup>)

### Finish

Hot dip galvanised steel

### Cover

Zincalume roof cladding, with Wonderglas skylights.

### Surfacing/Accessories

- New synthetic grass multi-sport surface
- New sports equipment
- Stormwater installation

## Education



*"We wanted to maximise the coverage of the Courts and the usability of the whole area. Greenline offered many suggestions to make our facility turn out better than what we had envisioned ourselves."*

Bruce Wolstenholme - Facilities Manager,  
Blackburn High School





# Case study

## Blackburn High School (Blackburn, VIC)

### Brief

Blackburn High School needed a major outdoor sports area project completed to assist with their growing enrolment numbers. Their existing indoor single court gym was regularly overbooked especially in adverse weather, compounded by timetabling challenges for exams and assemblies.

The school had been working towards self-funding this project for some time and wanted to ensure they achieved a high quality, aesthetically pleasing outcome for the long term. The school property team wanted to work with a design and construct partner that would take on board their requirements and then take the project right through to completion.

Challenges in the project included changes of levels across the area, extensive underground services, and uncontrolled fill soil conditions.

### Outcome

The Greenline team jumped at the chance to be involved in the project and assisted the school right through the process with detailed estimates, designs, technical input and conceptual drawings.

The selection of the Curved Beam Metal COLA roof ensures a spectacular visual result with excellent natural lighting through the use of Wonderglas skylighting panels, and the integrated sports lighting for night usage.

The change of levels across the area was addressed with the careful design of concrete tiered seating between the upper synthetic grass volleyball/tennis courts and the lower acrylic netball/basketball courts space. The soft fill soil conditions required additional layers of crushed rock and geofabric stabilising materials to 'bridge' the fill and ensure a truly long term court surface.

The structure incorporates motorised retractable basketball hoops operated via key-switches, along with extensive power, PA and services provisions. Multiple shade sails were also installed alongside the COLA to allow for extra shading and weather protection when larger student numbers are using the area.

### Key Design Advantages

- Fully compliant court sizes and runbacks.
- Clear span structure.
- Integrated lighting and power, motorised sports equipment.
- Concrete tiered seating.
- Additional shade sails for adjacent spectator area.

### Area Covered

COLA and Shade Sails

### Size

Structure: 61m x 38m (2,318m<sup>2</sup>)

Playing Area: 67m x 37m (2,479m<sup>2</sup>)

### Finish

Hot dip galvanised steel

### Cover

Colorbond® - Shale Grey and Wonderglas GC skylights

### Surfacing/Accessories

- Acrylic surfacing for two basketball/netball courts
- Synthetic grass multipurpose volleyball and tennis area
- Retractable basketball backboards
- Post pads
- Tiered seating
- Lighting

## Education



*"The contrasting colours have made the area very eye catching and popular with the students. Everyone really enjoys the area and the students have a lot of fun having outdoor lessons out here. It has been wonderfully designed and constructed and all are impressed with the area."*

Duncan Wallace - Project Consultant,  
Greenline





# Case study

## Brandon Park Primary School (Wheelers Hill, VIC)

### Brief

Brandon Park Primary School required shading over their whole quadrangle area. The school and parents considered it a desperate need, so the school organised a fundraiser to raise the money. Due to the project being self-funded, the budget was limited so Greenline made sure to work with them to get the shade that they needed for their area.

The school was after a free spanning structure that had no posts in the middle of the area. It was to remain an open space for students to continue using the area for outdoor learning purposes as well as for the school to use it as an assembly area. Sufficient clearance for playing Basketball as well as for vehicle access was essential and needed to be part of the structure's design.

### Outcome

Greenline were able to provide a simple but effective result for Brandon Park Primary School by installing Hypar Shade Sails; a combination of three sails on eight posts spanning the full area. With only a limited budget available, Greenline provided a hot dipped galvanised finish for the steel to help fit the school's limited budget, and this is nicely completed by the striking Lime and Charcoal sail colours.

Clearance of 4.0m at the lowest point provides plenty of space to allow most trucks in and around the area while also not disrupting a game of Basketball.

The entirety of the project right down to the process of including external approvals/permits was managed by the Greenline team.

#### Key Design Advantages

- Posts outside the playing area.
- Hypar shade sails provide a modern and contemporary design with plenty of visual interest.

#### Area Covered

Shade Sails

#### Size

30m x 17m (510m<sup>2</sup>)


#### Finish

Hot dip galvanised steel

#### Cover

Monotec 370 Shademesh  
- Lime and Charcoal

## Education



*"Greenline works courteously,  
with clear information given to the client  
throughout all stages of the planning,  
design and construction process."*

Lee Pollard - Principal,  
Bundoora Primary School





# Case study

## Bundoora Primary School (Bundoora, VIC)

### Brief

Staff at Bundoora Primary School were often blinded by the glare of the sun when leaving the staff area and heading out onto their deck area surrounding their canteen window. They were in need of shading to stop the hot and bright sun taking over their decking and canteen area, especially in the hot summer months. The School decided to go with 2 Star Structures. This would allow enough shade to the area without having it cluttered when staff and students lined up for the Canteen.

As the deck was already built when it came to installing the shade structures, the design phase required careful planning to ensure that the several underground services through the area were considered when getting the structures in the right spot. This also meant that the finished product had to look like it was designed as part of the deck and was not an add-on.

### Outcome

Greenline installed two 8m x 8m centre post Star Structures which blended in well with the decking. They also took into consideration the landscaping as well as the new decking when deciding on their colour choices for the structure. The school went for a contemporary style of dark, almost charcoal for the steelwork and rusty red for the cover of the Star Structure. It brought some new colour into the area but were neutral enough not to clash with existing colours.

Installation of these structures was not without its challenges. It involved removing part of the decking and using hydro-vacuum excavation to dig footings without damaging underground services through the area. Fitting the deck planks around the columns to ensure a neat finish so it looked like it was part of the original installation was essential to complete the look.

#### Key Design Advantages

- Free-standing structure
- Minimal number of columns
- Contemporary design to match new decking

#### Area Covered

Decking Shade Stars

#### Size

Two 8m x 8m Star Structures

#### Finish

Primecoated and powdercoated  
- Basalt (satin finish)

#### Cover

Commercial 95 Shademesh  
- Cayenne

## Education



*"Greenline hip structures – solid and well built – robust frame and very tidy detailing. Job well done."*

Ben Holt - Project Consultant, Greenline





# Case study

## Cabramatta Public School (Cabramatta, NSW)

### Brief

Cabramatta Public School needed shade over their playground and wanted to maximise shade protection for both mornings and afternoons while staff were supervising students on the equipment and also to ensure that the play equipment would not be too hot in the summer months. As this is a highly frequented area, the school wanted to ensure that the posts would be installed inside the fences rather than impeding on the spaces surrounding the playground and were looking for a long-term solution that brought no corrosion or maintenance risks. They needed a strong sturdy structure that would provide shade to the area for years to come.

### Outcome

The School chose Greenline's strong hip structure as their selection as it allows the structure to overhang beyond the posts and has low edges on all sides. This means that the sun is blocked for as long as possible in mornings and afternoons allowing for extra time to be spent in the area. The School instructed us to remove the turret on the playground to allow the structure to be lower in view of further increasing shade achieved throughout the day.

A decision was made to upgrade to powdercoating on the steelwork as well as selecting the strongest fabric available on the market. The school made these choices with the long-term picture in mind and in doing so have secured themselves a strong and attractive asset for many years to come.

Greenline's scope included modifications to the playground fence, minor surfacing aspects and overall site control and project management. Completed on-time with minimum of fuss, the school was very pleased with the outcome and the children are thrilled to be able to use their playground regardless of the harsh summer sun!

### Key Design Advantages

- Low perimeter maximises shade protection.
- Strongest shade cloth in the world ensures long-term safe shade.
- Framing design allows structure overhang past the posts, increasing shade area beyond the footprint of the posts.

### Area Covered

Playground equipment

### Size

14.5m x 18m (261m<sup>2</sup>)

### Finish

Powdercoated - Dulux Mistletoe

### Cover

Monotec 370 - Bundena Blue

## Education



*"A huge thank you and congratulations to the team at Greenline for delivering BIG TIME our outdoor shade shelter. The shelter, which covers one of our outdoor basketball courts, gives our students a chance to play through all weather conditions and looks great. Their post project support has been fantastic with quick follow-ups and service to the school."*

Christian Holdsworth - Principal,  
Croydon Hills Primary School





# Case study

## Croydon Hills Primary School (Croydon Hills, VIC)

### Brief

The leadership team at Croydon Hills Primary School wanted to refresh their existing sports court area to improve opportunities for staff and students and demonstrate their commitment to providing the highest quality facilities for their school community.

The final desired outcome for the project was to include new surfacing throughout, along with the installation of new sports hoops. It was important to achieve waterproof coverage to the space along with excellent natural light transmission to maintain the outdoors ambience of the space.

Being a waterproof structure also meant that rainwater would need to be connected to existing stormwater systems.

### Outcome

Greenline provided a full design and construct package to complete the structure, this included obtaining building permits, installing underground stormwater, and installing new basketball and netball hoops for the school. The minimalist structural design eliminates risks of bird-roosting issues and provides a very clean visual finish to the space.

Greenline ensured access to the existing adjacent shed was maintained by careful location of columns away from the swinging gate entry points. Footings were finished below the existing surface level to ensure that the new synthetic surfacing achieved a perfect finish around the columns. The school staff and students love their new space and it is used on a daily basis for any number of different uses!

#### Key Design Advantages

- All-weather sports, PE and assembly opportunities.
- Excellent light transmission into area for improved ambience.
- Underground plumbing to existing pit network.
- Bay spacings adjusted to maintain access to existing storage shed doors.

#### Area Covered

Existing sports court

#### Size

33m x 19.6m (646.8m<sup>2</sup>)

#### Finish

Prime coated & powdercoat - Dune

#### Cover

PVC waterproof fabric

#### Surfacing/Accessories

- Synthetic basketball court
- New rotatable acrylic basketball/netball hoops
- Post pads

## Education



*"Having this space for the students to be able to study in any weather has been fantastic for the school. The heating allows the students to be out in the winter months without feeling the chill and it fits in incredibly well with the other surrounding buildings. This space is one of our favourites at the school."*

Duncan Wallace - Project Consultant,  
Greenline





# Case study

## Loreto Mandeville Hall (Toorak, VIC)

### Brief

Loreto came to Greenline for two reasons – they needed their project done fast, and done right the first time.

Timing was critical with decking works already scheduled and the need to coordinate with crane lifts from the adjacent street.

Greenline needed to manage the design and engineering to ensure the structure worked within the structural capacity of the existing rooftop slab and allow the decking to work around the structures as planned.

### Outcome

The project was a winner in every sense of the word, being delivered on time and on budget, creating a space that the students love and going onto win NADRA's "Unique Feature Deck" award in 2015.

Greenline's detailed engineering including scanning the existing slab and designing customised slab fixings, in addition to the project management that kept the project on schedule.

The outcome is impressive, neat and contemporary with the star structures perfectly complementing the dark timber decking and modern building behind.

#### Key Design Advantages

- Creates focused covered areas
- All weather cover and 100% UV block
- Lighting for night events
- Heating for cold days or nights
- Flexible space for outdoor learning
- Engineered to suit existing slab and decking design

#### Area Covered

Rooftop breakout space

#### Size

Three structures, each 5m x 5m

#### Finish

Prime coated & powdercoat  
Colorbond® 'Surfmist'

#### Cover

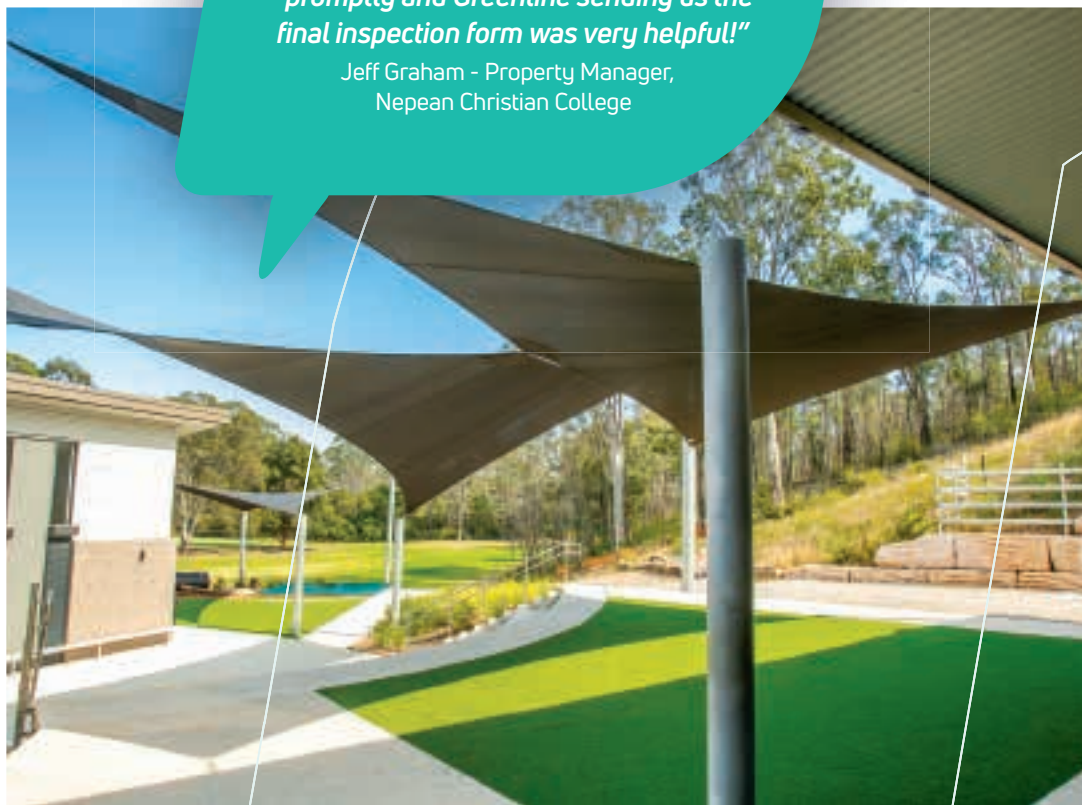
Mehler FR700, white PVC

## Education



*"Very happy with the whole process from Greenline. Any issues were rectified promptly and Greenline sending us the final inspection form was very helpful!"*

Jeff Graham - Property Manager,  
Nepean Christian College





# Case study

## Nepean Christian College (Mulgoa, NSW)

### Brief

Provide shade to artificial turf area to minimise heat.

Design to be in keeping with previous work by Greenline in the Junior Lunch Area.

Play space was already complete, required working around artificial surfaces to install the project.

No posts obstructing the play space.

### Outcome

Single four post sail to provide complete cover to the play space.

Posts at extremities of the area to minimise interruption of the play space.

Hot dipped galvanised finish and charcoal sails to match existing work and fit in with surrounding buildings.

The free flowing form of the hypar shade sails complements the organic feel of the area and helps the structure to fit to the varying levels in the space.

#### Key Design Advantages

- Design and colour scheme matching previous works
- Modern design with hypar shade sails

#### Area Covered

Junior Play Area

#### Size

Approx. 10m x 9m

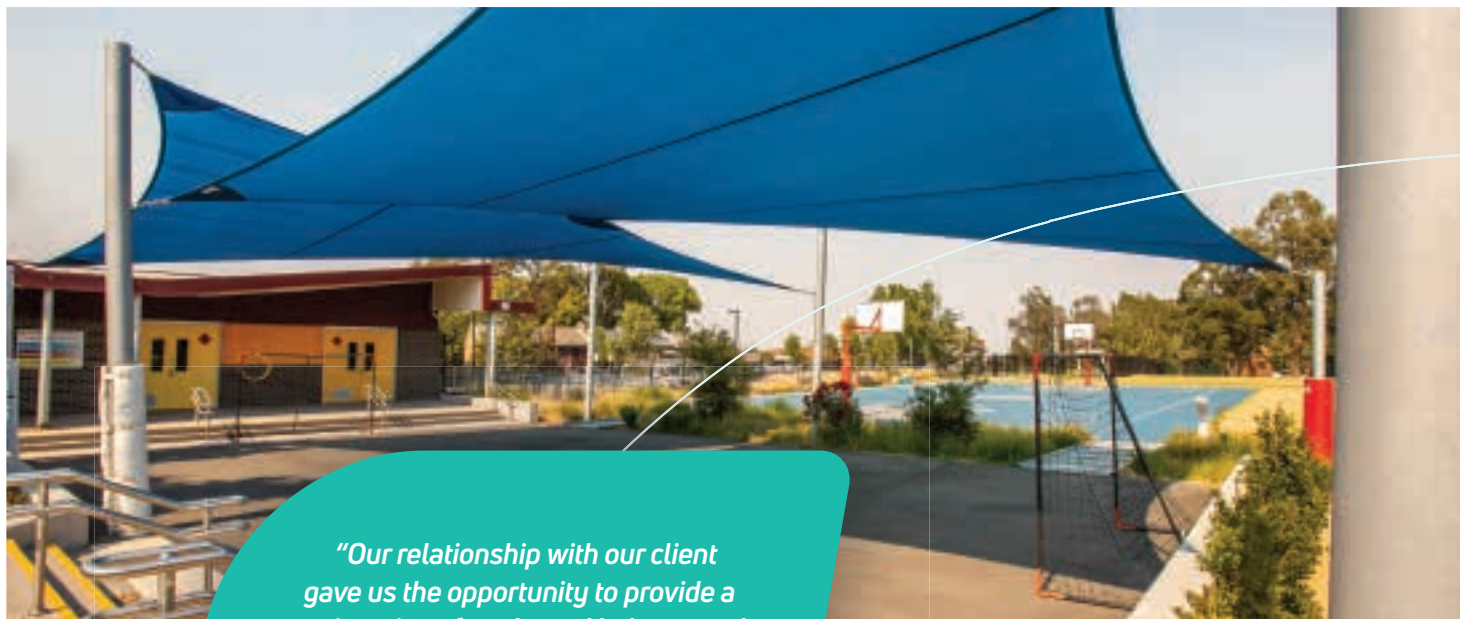
#### Finish

Hot dip galvanized steel posts

#### Cover

Commercial 95 – Charcoal

## Education



*"Our relationship with our client gave us the opportunity to provide a continuation of works and help expand the use of further space."*

Duncan Wallace - Project Consultant,  
Greenline





# Case study

## Rowland Hassall School (Chester Hill, NSW)

### Brief

Rowland Hassall School wanted to develop a ball games area that provided shade, clearance and durability while not impacting existing landscaping.

They wanted to add a covering to the ball games area to reduce glare and summer heat, while still providing sufficient clearance for kids to be able to play ball.

Sufficient height was also important to discourage students accessing the sail. Placement of the sails was important to minimise any damage to existing landscaping.

Greenline had to work in with the school's timetable to prevent unnecessary disruption to school activities, and difficult access compounded the construction scheduling challenges, but the project was completed with a minimum of fuss!

### Outcome

Two hypar shade sails on six posts – simple but cost-effective design.

Hot dipped galvanized sail and with Aqua Blue coloring to provide some colour and visual interest in the area.

#### Key Design Advantages

- Cost effective design for large area – hypar sails
- Sufficient clearance for ball games to be played

#### Area Covered

Ball games area

#### Size

18m x 13m (234m<sup>2</sup>)

#### Finish

Hot dip galvanised steel

#### Cover


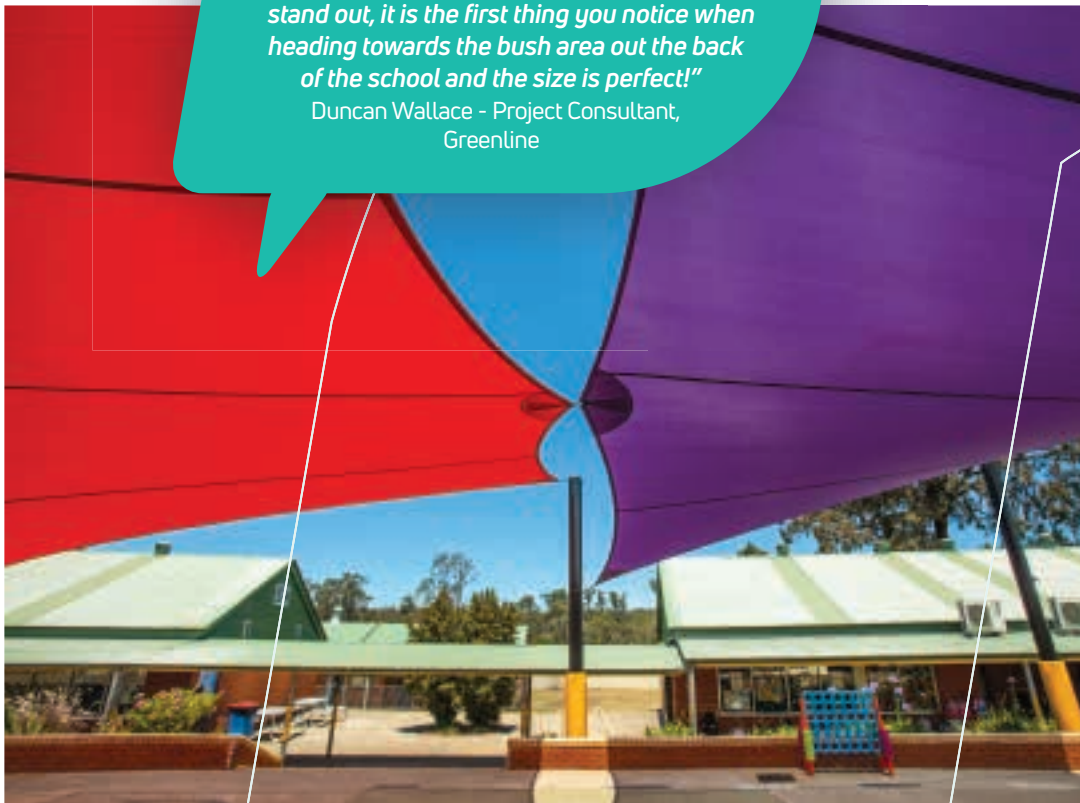
Coolshade – Aqua Blue

## Education



*"St Helen's wanted something bright and bold and that is what they got. The shade provides a perfect amount of coverage over the basketball court and has made the area really stand out, it is the first thing you notice when heading towards the bush area out the back of the school and the size is perfect!"*

Duncan Wallace - Project Consultant,  
Greenline





# Case study

## St Helen's Park Primary School (Campbelltown, NSW)

### Brief

With existing shelters and trees around the area, the school needed a design that allowed flexibility with column placement without compromising on shading the entire sports court.

They also wanted a framed structure that had low edges to keep out the morning and afternoon sun, with a corresponding high centre that allowed games to continue as normal.

Existing synthetic grass had to be protected from damage during construction and some of the work had to be completed during the term, meaning site safety was absolutely crucial.

With the expected prominence of the structure with its sheer size, colour selection was to be such that it made the most of the opportunity for visual impact!

### Outcome

Greenline's fully fabricated steel frame hip structure allowed column placement to be adjusted as needed to fit in around existing school assets, and provided large spans between columns.

This whole area was shaded with only four columns on each side of the structure!

Keeping the columns nice and tall and selecting a smart contrast of red and black for the colour scheme resulted in a structure that you can't miss if you're driving past St Helens Park Public School – and it will be so for many years to come.

#### Key Design Advantages

- Large spans between columns reduce column interruption in the area
- Low edges and high centre maximise shade whilst ensuring uninterrupted play

#### Area Covered

Synthetic grass basketball court

#### Size

19m x 32m (608m<sup>2</sup>)

#### Finish

Powdercoated - Dulux Night Sky

#### Cover

Monotec 370 - Candy

## Education



*"Absolutely, I'd recommend them  
in other schools, they're amazing!  
The finished product is excellent.  
We're very happy with it."*

Rob Spooner - Campus Property Manager,  
Waverly College





# Case study

## Waverley College (Waverley, VIC)

### Brief

Waverley College had a unique situation where they wanted a shade structure to cover a competition size Basketball Court that was located on the roof of their gymnasium.

It was very important to the College that they could maximise every available playing space for the students so that the College could make the most out of the space without any of the area going to waste.

### Outcome

Waverley College opted for one of Greenline's popular structures being the PVC Membrane Barrel Vault. One of the benefits of this structure is that it allows 9% light transmission into the area allowing for the feel of outdoor ambience while still providing full weatherproof protection. Students can play in any weather, in any conditions, in any season.

This structure was able to double the floorspace for the PD/H/PE Department while still allowing for outdoor lessons and play regardless of the weather.

The Greenline team's experience helped work through some unique challenges with the construction of this project. Being that it was on a busy main road, limited space available between buildings in regard to access and that it was to be built on the roof of their gymnasium all made this more interesting to build than a conventional site!

Introducing structural smarts to reduce the load onto the rooftop slab helped reduce the overall cost of construction for the client, and the project was completed on-time, on-budget.

### Key Design Advantages

- Architectural flair
- Full weatherproof cover
- Light transmission

### Area Covered

Rooftop basketball court

### Size

23.5m x 36m (846m<sup>2</sup>)

### Finish

Powdercoated

### Cover

Ferrari 802S PVC

## Education



*"From day one, the walkway was such a big hit, with so many students using it that we actually had to provide extra staff in the area for additional student supervision."*

Bryan Wollard - Assistant Principal,  
Wyndham Central College





# Case study

## Wyndham Central College (Werribee, VIC)

### Brief

Wyndham Central College wanted to upgrade a central walkway and seating area by providing a new roof structure. This covered space would provide a waterproof link, along with a larger extension off the side to cover the seating/passive area.

The original area was very exposed to the elements and very uncomfortable for students and staff, resulting in very limited use of the space.

### Outcome

The main walkway design was developed as a skillion roof to match surrounding building styles and simplify the stormwater management, with a custom end cantilever design to mirror the layout of the surrounding garden and paving edges.

The selection of Colorbond finishes matches to surrounding buildings along with the very robust hot dip galvanised structural steelwork.

The addition of extra seating and synthetic grass under the structure has completely transformed the space and it is now the most popular area in the school for staff and students!

#### Key Design Advantages

- Covered walkway link
- Additional covered space for seating and learning
- Underground stormwater connection
- Cantilever end design to minimise interruption from columns

#### Area Covered

Covered walkway link and passive space.

#### Size

215m<sup>2</sup>

#### Finish

Hot dip galvanised steel

#### Cover

Colorbond®





Shade as  
unique as  
the land  
it covers.



# Resources

Australia is great value – when they can, people come from around the world to experience our diverse climates, all bundled up on one giant island. The tropical tip, drenched in sun and rain. The harsh southern coasts, battered by arctic winds. We live in a unique, unforgiving landscape, where every inch is more special than the last. But wherever

you go, you'll find sunny spots tempered by the cooling shade and protective canopy of Greenline. Our shade structures are loved throughout the country, because each one is uniquely created with its individual climate, conditions and uses in mind. So you can be sure that every structure is as unique as the place it shades.



# ► What structure type is right for you?

*Your structure  
will define your space  
so what would you  
like it to say?*



		Key Design Advantage											
		PVC	Metal (with or without skylights)	Shade Cloth	Sports Court	Quadangle/ Assembly area	Eating and seating	Playground	Pool	Outdoor Learning Environment	Walkways/ Bus shelters	Carpark	Fitness areas/ Urban Spaces
<b>Barrel Vault</b>	Large clear spans & high clearance, ambient light, 100% UVR block with the use of PVC  <b>SPAN:</b> 6m to 100m (length unlimited)	✓		✓	✓	✓	✓		✓	✓		✓	✓
<b>COLA</b>	Robust, cost effective, excellent vandal resistance.  <b>SPAN:</b> 6m to 50m (length unlimited)		✓		✓	✓	✓	✓	✓	✓	✓	✓	✓
<b>Star Structure</b>	Maximum shade with minimum posts. Available with either a centre post or as a cantilever.  <b>SIZE:</b> 36m <sup>2</sup> to 144m <sup>2</sup>	✓		✓		✓	✓	✓	✓	✓			✓
<b>Shade Sail</b>	Cost effective space, stylish, good UV protection, flexible design.  <b>SPAN:</b> 20m <sup>2</sup> to 400m <sup>2</sup>	✓		✓		✓	✓	✓	✓	✓		✓	✓
<b>Cantilever</b>	Uninterrupted sight lines, with minimal posts. Provides targeted coverage.  <b>SPAN:</b> 6m to 10m (typically)	✓	✓	✓	For spectator seating		✓		✓	✓	✓	✓	✓
<b>Hip Structure</b>	Large clear spans & high clearance, ambient light, 100% UVR block with the use of PVC  <b>SPAN:</b> 6m to 25m (length unlimited)	✓		✓		✓	✓	✓	✓	✓			✓

# Meet our team

Greenline is a dynamic and growing family business but remains grounded with our values of leadership, trust and excellence. We're collaborative and fun yet focused. We take our work seriously but not ourselves. While regionally based, our projects are delivered coast to coast, and our structures would stand up anywhere in the world.







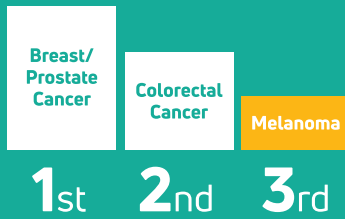
# Supporting a brighter future



The southern sun has a serious bite, causing one of the highest skin cancer rates in the world. To keep Australians healthy and safe Greenline is pleased to support charities like Melanoma Institute Australia who help soften the sun's harsh rays with their world leading research and clinical trials. Our loyal clients have helped us build a business providing shade solutions for two generations. That's why it's our duty to make sure future generations can enjoy the great Australian outdoors, without the bite.



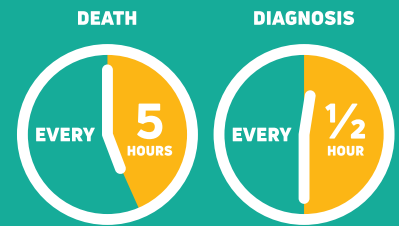
## Facts and Statistics



Melanoma is the **third most common cancer** in both Australian men and women after prostate/breast cancer and colorectal cancer.



Melanoma is the **most common cancer** affecting 15-39-year-old Australians.



**One Australian dies every five hours** from Melanoma and **one Australian is diagnosed every half hour** with Melanoma of the skin.

**Our support of Melanoma goes towards research and clinical trials, and is making a difference.**



Over the past five years, the use of **surgery plus additional treatments has significantly extended life expectancy in people with advanced disease** (where the melanoma has spread to other organs). These treatments include targeted therapies (modifying the actions of specific genes) and immunotherapies (modifying the actions of the immune system). Radiotherapy can also reduce recurrence rates.



In a recent MIA-led trial, researchers have made a major breakthrough by **tripling the life expectancy** for some advanced melanoma patients. However many others are not responding to new treatments and further research is vital.



Statistics sourced from [melanoma.org.au](http://melanoma.org.au)



[greenline.com.au](https://greenline.com.au)



[admin@greenline.com.au](mailto:admin@greenline.com.au)

**Wagga Wagga  
(Head Office)**  
1800 044 200  
02 6938 1000

**Sydney**  
02 9151 7313  
**Melbourne**  
03 9448 2301